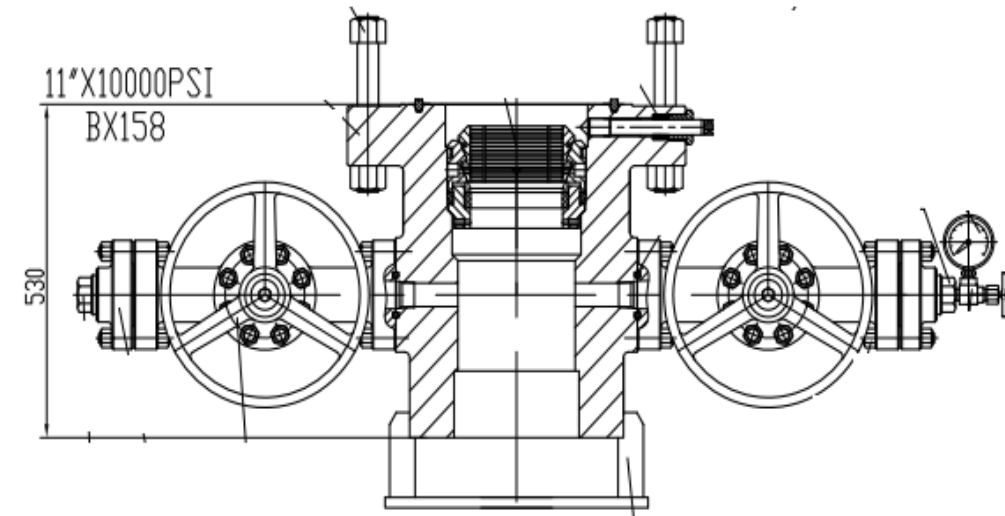


SECTION # A – CASING SPOOL ASSEMBLY (FORGED) – 10000 PSI

PSL-2, PR-1, Material Class: CC, Temp Class: V – API 6A 20th Edition

Sr. No	Description	Qty Per Well	Total Quantity
1	CASING SPOOL (FORGED) WITH WELD ON CONNECTION FOR 9-5/8" X 7", WP 10000 PSI WITH TWO 2-9/16" – 10000 PSI W.P. STUDED SIDE OUTLET (ONE OUTLET WITH BLIND FLANGE).	1 No.	10 Nos
2	DETACHABLE BASE PLATE WITH 4 LEGS	1 Set	10 Sets
3	CASING SLIP FOR 7" CASING (11" X 7" CASING HANGER SLIP)	1 No.	10 Nos
4	PRIMARY SEAL FOR 7" CASING	1 No.	10 Nos
5	CASING SLIP FOR 5-1/2" CASING (11" X 5-1/2" CASING HANGER SLIP)	1 No.	5 Nos
6	PRIMARY SEAL FOR 5-1/2" CASING	1 No.	5 Nos
7	GATE VALVE 2-9/16", 10000 PSI WP FLANGED	1 No.	10 Nos
8	THREADED FLANGE 2-9/16" -10000 PSI WP TAPPED 2.0" LP	1 No.	10 Nos
9	THREADED FLANGE 2-9/16"-10000 PSI WP WITH BULL PLUG SUB 2" LP -1/2" NPT TAPPED	1 No.	10 Nos
10	NEEDLE VALVE -1/2" NPT	1 No.	10 Nos
11	PRESSURE GAUGE 0-10000 PSI. 1/2" NPT (Unit in PSI) -SS	1 No.	10 Nos
12	RING GASKET BX-153 (SS-316)	3 Nos	30 Nos
13	RING GASKET BX-158 (SS-316)	1 No.	10 Nos
14	STUD BOLTS WITH TWO NUTS EACH 1-3/4" X 16" LONG	12 Nos	120 Nos
15	STUD BOLTS WITH TWO NUTS EACH 3/4" X 5.5" LONG	8 Nos	80 Nos
16	STUD BOLTS WITH ONE NUT EACH 3/4" X 5.5" LONG	16 Nos	160 Nos
17	JACKSCREW 11" X 10000 PSI WP	4 Nos	40 Nos

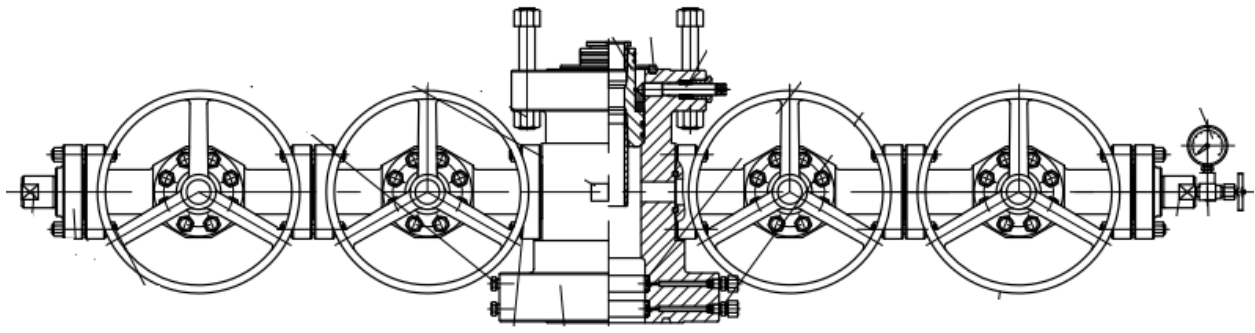


CASING HEAD ASSEMBLY DIAGRAM

SECTION # B – TUBING HEAD ASSEMBLY – 10000 PSI

PSL-2, PR-1, Material Class: CC, Temp Class: V – API 6A 20th Edition

Sr. No	Description	Qty Per Well	Total Quantity
1	TUBING SPOOL ASSEMBLY (FORGED) 11" -10000 PSI WP BOTTOM FLANGE WITH TWO 2-9/16" 10000 PSI WP STUDDED SIDE OUTLET	1 No.	10 Nos
2	SECONDARY SEAL (BT SEAL) FOR 7" CASING AT THE BOTTOM SIDE OF THE TUBING SPOOL	2 Nos	20 Nos
3	BT SEAL GREASE INJECTION VALVE AT BOTTOM FLANGE OF TUBING SPOOL	2 Nos	20 Nos
4	BULL PLUG ½" NPT AT BOTTOM FLANGE OF TUBING SPOOL	2 Nos	20 Nos
5	GATE VALVE 2-9/16" 10000 PSI FLANGED END	4 Nos	40 Nos
6	FLANGE BLIND 2-9/16"	1 No	10 Nos
7	FLANGE 2-9/16" WITH BULL PLUG 2-7/8" EUE THREAD – NPT 1/2" THREAD TAPPED	1 No	10 Nos
8	NEEDLE VALVE -1/2" NPT 10000 PSI WP	1 No	10 Nos
9	PRESSURE GAUGE 0-10000 PSI (UNIT IN PSI)-SS	1 No	10 Nos
10	RING GASKET BX-153 (SS-316)	6 Nos	60 Nos
11	RING GASKET BX-156 (SS-316)	1 Nos	10 Nos
12	STUD BOLTS WITH TWO NUTS EACH 1-1/2" X 11.61" LONG	12 Nos	120 Nos
13	STUD BOLTS WITH TWO NUTS EACH 7/8" X 6" LONG	32 Nos	320 Nos
14	STUD BOLTS WITH ONE NUT EACH 7/8" X 4" LONG	16 Nos	160 Nos
15	JACKSCREW 7" LONG -10000 PSI WP FOR HOLDING TUBING HANGER IN THE SPOOL	6 Nos	60 Nos
16	TUBING HANGER ASSEMBLY 7-1/16" OD X 10000 PSI WP WITH TOP AND BOTTOM 3-1/2" EUE TUBING FEMALE THREAD CONNECTION,	1 No	10 Nos
17	X-OVER FROM 2-7/8" EUE THREAD PIN X 3-1/2" EUE THREAD PIN X 10" LONG : TO BE USED FOR S. No. 16 ASSEMBLY	1 No	10 Nos

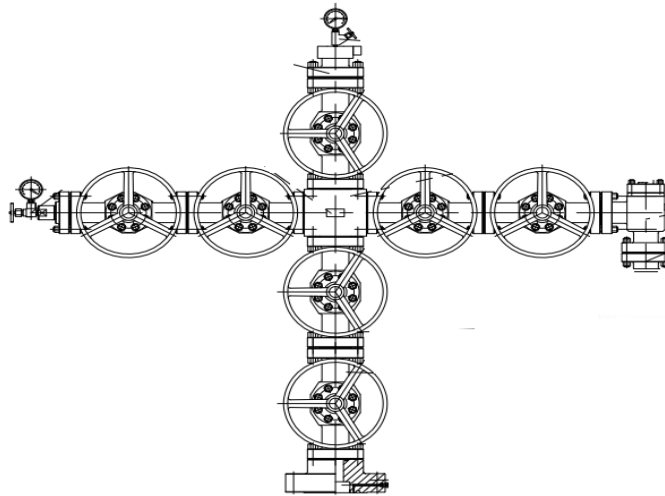


TUBING HEAD ASSEMBLY DIAGRAM

SECTION # C – X-MAS TREE ASSEMBLY – 10000 PSI

PSL-2, PR-1, Material Class: CC, Temp Class: V – API 6A 20th Edition

Sr. No	Description	Qty Per Well	Total Quantity
1	INTEGRAL FLANGE TUBING HEAD ADAPTOR (BONNET) 7-1/16" X 10000 PSI WP WITH TESTING PORT AT BOTTOM WITH 1/2" NPT BULL PLUG	1 No.	10 Nos
2	GATE VALVE 2-9/16" 10000 PSI WP	7 Nos	70 Nos
3	FORGED STUDDED TEE 2-9/16" X 2-9/16" X 2-9/16" X 2-9/16 – 10000 PSI WP	1 Nos	10 Nos
4	STUD BOLTS WITH TWO NUTS EACH 7/8" X 6.14" LONG	56 Nos	560 Nos
5	RING GASKET BX-153 (SS-316)	12 Nos	120 Nos
6	FLANGE 2-9/16" WITH BULL PLUG 2-7/8" EUE THREAD – NPT 1/2" THREAD TAPPED	1 No	10 Nos
7	NEEDLE VALVE -1/2" NPT 10000 PSI WP	1 No	10 Nos
8	PRESSURE GAUGE 0-10000 PSI (UNIT IN PSI)-SS	1 No	10 Nos
9	X-MAS TREE CAP 2-9/16" X 10000 PSI WP WITH CHECK VALVE 1/2" NPT X 10000 PSI WP WITH PRESSURE GAUGE 0-10000 PSI (UNIT IN PSI) SS	1 No	10 Nos
10	POSITIVE CHOKE ASSEMBLY (FIXED CHOKE) INTEGRAL FLANGED ENDS WITH BLANKING PLUG TAPPED WITH 2" NPT THREAD 1/2" NEEDLE VALVE, ASSEMBLY SHALL BE COMPLETED WITH STUDS, NUTS AND RING GASKET BX-153 (SS-316)	1 No	10 Nos
11	HAMMER UNION THREAD FLANGE 2-9/16" 10000 PSI WP -2" FIG 1502 HAMMER UNION FEMALE INTEGRAL	1 No	10 Nos
12	BEANS EACH SET CONSISTING OF 4mm, 6mm, 8mm, 10mm, 12mm SUITABLE FOR S. No. 10	1 Set	10 Sets
13	BEAN WRENCH	1 No	10 Nos



X-MAS TREE ASSEMBLY DIAGRAM